



NAVELINK

Issued by	Date		
Conceptual team	2021-12-17		
Approved by	Classification		
M Olofsson	Consortium Unclassified Released Public		

Navelink Industry Consortium

HOW-TO Get started with Navelink

[Navelink.org](https://navelink.org)

DocId: 0190
Version: v1.0

This document and the information herein is the property of Navelink and must not be used, disclosed or altered without Navelink prior written consent.

Navelink Industry Consortium

- From research to industrialization
- A one-of-a-kind collaboration
- Safe, secure and sustainable
- The potential is huge
- Hundreds of thousands of vessels, ports and terminals
- One global standard
- On close cooperation with relevant authorities, partners and other actors



Navelink Industry Consortium

- Navelink is a newly formed sea traffic management industry consortium initiated by the industrial companies Kongsberg, Saab and Wärtsilä.
 - Ship owners and operators, as well as coastal and port authorities and their service providers can benefit from the open infrastructure we are establishing. The infrastructure enables interoperability of e-navigation services, which is something we are all heavily invested in..
 - *The consortium is now taking its first step towards industrialization with its first users, three EU-projects, where the Swedish Maritime Administration (SMA) is responsible for the infrastructure solution.*
 - The possibility to use a live and governed infrastructure, instead of a test bed established for the projects only, will improve the outcome of the projects, as the results are developed and tested in a live infrastructure undertaking real time interoperability.
- We are in the midst of making this project operative, and we are really looking forward to launching it.

HOW-TO Get Started

Main page: <http://navelink.org/>

If You want assistance, please contact info@navelink.org

The **first step** is to download the **Enrolment level specification** and find what level of enrolment that fits Your organization.

→ <https://www.navelink.org/mdocuments-library>

When You join Navelink there will be an Agreement signed between Your organization and Navelink. Detailed information is found in folder **Contractual documents Service Agreement**.

Navelink is a non-profit organization which is self-sustained regarding its costs. Therefore there is a annual cost related to enrolment in Navelink. The cost for Your organization will depend on project relations and enrolment level selected.

When ready, **press Join** and fill in the form.

→ <https://www.navelink.org/enrolment-form/>

Enrolment levels in short

The level of enrolment need to be selected, but can be changed later if needed or wanted.

Full operational enrolment

Full operational enrolment is recommended for those organizations that intend to be operational service providers, service consumer and technical service producer. The enrolment gives access to both Identity and Service Registry in all environments as well as invitations to online forum meetings and all document library.

Limited operational enrolment

Limited operational enrolment is recommended for those organizations that intend to acts mainly as operational service provider and service consumer. The enrolment gives access to both Identity and Service Registry in TEST and OPERATIONAL environments as well as invitations to online forum meetings and all document library.

Minimal operational enrolment

Minimal operational enrolment is recommended for those organizations that only need identity and authentication functionality (PKI). The enrolment gives access only to Identity Registry in TEST and OPERATIONAL environment.

Service development enrolment

Service development enrolment is recommended for those organizations that intend to act only as technical service producers. The organization can act as technical service producer for full or limited operationally enrolled organizations. The enrolment gives access to both Identity and Service Registry in DEVELOPMENT and TEST environments as well as invitations to online forum meetings and document library.

Consortium member

As consortium member you are part of forming the future of the non-profit Navelink as a Governance Board member. The enrolment gives access to both Identity and Service Registry in all environments as well as invitations to online forum meetings, all document libraries, and all support and service approvals is included.

Other enrolment

If you have lead in a larger project representing several organizations or you represent a larger organization with need to register a larger amount of identities (such as ships), enrollment can be applied as "Other enrolment" where negotiations will be conducted in order to define your needs.

Join Form guidelines

See User Guide

<https://www.navelink.org/mdocuments-library>

Your organization's right to use the Infrastructure provided by Navelink is subject to submitting accurate information in this form, Navelink's acceptance of your request to join followed by endorsement of a service agreement.

The enrolment form shall be renewed every twelve (12) months in order to sustain access to the Infrastructure.

If you have any questions or problems please contact our Frontdesk, by e-mail to info@navelink.org or by phone to +46 10 21 70 299.

Form of participation:

Enrolment level: *

Project based affiliation:

- Safe
- EfficientFlow
- Real Time Ferries

No. of identities for development environment: *

No. of identities for test environment: *

No. of identities for operational environment: *

Enrolment procedure

→ <https://www.navelink.org/mdocuments-library>

When the Join Form is received by Navelink, the vetting procedure on Your organization starts. The vetting procedure aims to verify Your organization to a level of certainty to provide Your organization a unique identity and access to Navelink platform.

When vetted, Navelink will send an Agreement proposal for Your organization to read, and when agree, **sign and return**.

When a Signed Agreement is received by Navelink, **Your account is created and returned to you** for further registration of entities in the Navelink platform.

HOW-TO Get started for Developers

Main page: navelink.org

Three environments is available for You

- NLP Management Portal OPERATIONAL
<https://management.navelink.org>
- NLP Management Portal TEST
<https://management.test.navelink.org>
- NLP Management Portal DEV
<https://management.dev.navelink.org>

URLs to Navelink DEV environment

Navelink DEV (corresponds to MCP TEST)

Web Portal

<https://management.dev.navelink.org/>

Identity Registry API using certificates

<https://api-x509.dev.navelink.org/x509/api/>

Identity Registry API using OpenID Connect

<https://api.dev.navelink.org/oidc/api/>

Identity Registry API doc. for certificates

<https://api-x509.dev.navelink.org/v3/api-docs>

Identity Registry API doc. for OpenID connect

<https://api.dev.navelink.org/v3/api-docs>

Service Registry API

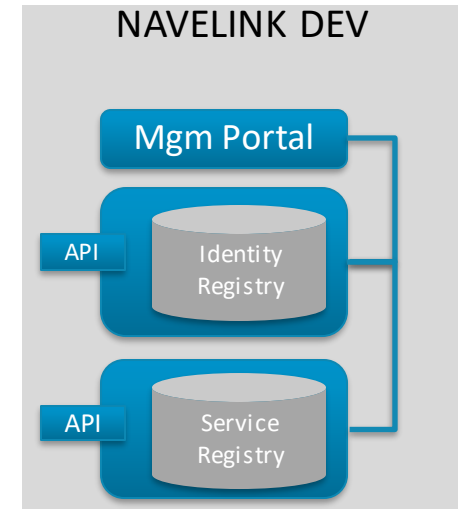
<https://serviceregistry.dev.navelink.org/api/>

Service Registry API documentation

<https://serviceregistry.dev.navelink.org/v3/api-docs>

Service Registry API documentation (Swagger UI)

<https://serviceregistry.dev.navelink.org>



Public Root Certificate

PEM format för Linux/Curl

<https://api.dev.navelink.org/trust-chain.pem>

Java Keystore format (password är "changeit")

<https://api.dev.navelink.org/trust-chain.jks>

Zip-fil med .cer filer för enkel import i Windows Certificate Store

<https://api.dev.navelink.org/trust-chain.zip>

URLs to Navelink TEST environment

TEST & VERIFICATION (corresponds to MCP STAGING)

Web Portal

<https://management.test.navelink.org/>

Identity Registry API using certificates

<https://api-x509.test.navelink.org/x509/api/>

Identity Registry API using OpenID Connect

<https://api.test.navelink.org/oidc/api/>

Identity Registry API doc. for certificates

<https://api-x509.test.navelink.org/v3/api-docs>

Identity Registry API doc. for OpenID connect

<https://api.test.navelink.org/v3/api-docs>

Service Registry API

<https://serviceregistry.test.navelink.org/api/>

Service Registry API documentation

<https://serviceregistry.test.navelink.org/v3/api-docs>

Service Registry API documentation (Swagger UI)

<https://serviceregistry.dev.navelink.org>

Public Root Certificate

PEM format för Linux/Curl

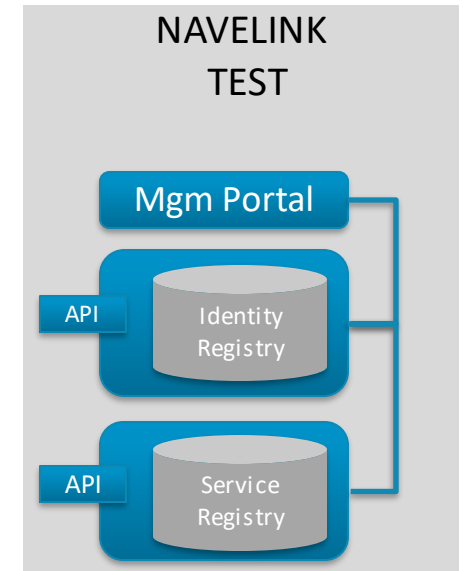
<https://api.test.navelink.org/trust-chain.pem>

Java Keystore format (password är "changeit")

<https://api.test.navelink.org/trust-chain.jks>

Zip-fil med .cer filer för enkel import i Windows Certificate Store

<https://api.test.navelink.org/trust-chain.zip>



URLs to Navelink OPERATIONAL (OPS) environment

OPERATIONAL (corresponds to MCP PRODUCTION)

Web Portal

<https://management.navelink.org/>

Identity Registry API using certificates

<https://api-x509.navelink.org/x509/api/>

Identity Registry API using OpenID Connect

<https://api.navelink.org/oidc/api/>

Identity Registry API doc. for certificates

<https://api-x509.navelink.org/v3/api-docs>

Identity Registry API doc. for OpenID connect

<https://api.navelink.org/v3/api-docs>

Service Registry API

<https://serviceregistry.navelink.org/api/>

Service Registry API documentation

<https://serviceregistry.navelink.org/v2/api-docs>

Public Root Certificate

PEM format för Linux/Curl

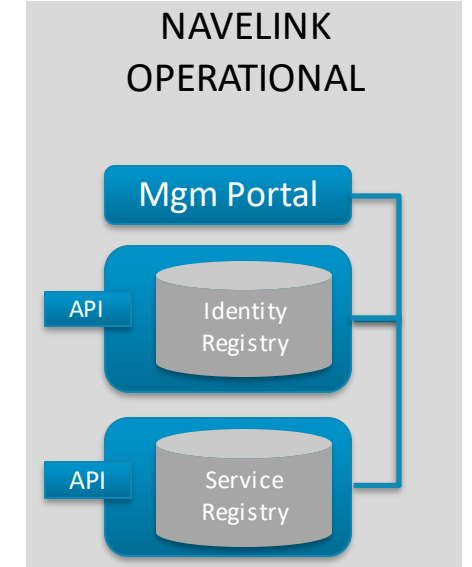
<https://api.navelink.org/trust-chain.pem>

Java Keystore format (password är "changeit")

<https://api.navelink.org/trust-chain.jks>

Zip-fil med .cer filer för enkel import i Windows Certificate Store

<https://api.navelink.org/trust-chain.zip>





NAVELINK

[Navelink.org](https://navelink.org)